









Metal bond cup wheels

Wheel Sizes		Material	Bond
Diameter (Ø)	Diamond band		
150 mm STRAIGHT LINE & DOUBLE EDGING			
	36 segm. 30° - 14x6	Laminated / float - Var.angle shaft (45°)	B6
	32 segm. - 15x6	Laminated / float	B6 / BN
	Z32 segm. - 15x5	Laminated / float	HS
	20 segm. - 12x6	Laminated / float	BN
	Internal SMS - 8x8	Laminated / float	B6
	10 S. - 8x8mm	Laminated / float	B6
	10 S. - 10x6mm	Laminated / float	AG5
	Cont. band - 8x8mm	Float	B6
	Cont. band - 10x10mm	Float	B6
	Cont. band - 10x6mm	Float	AG5
175 mm DOUBLE EDGING			
	32 segm. - 15x8	Laminated / float	AG5
	Internal SMS - 8x8	Laminated / float	B6
	Internal SMS - 8x8	Laminated / float	AG5
	12 S. - 10x6	Laminated / float	AG5
	Cont. band - 10x6mm	Float	AG5
ARRIS			
	100 mm	Cont. band - 10x5mm	KN
	125 mm	Cont. band - 10x6mm	KN
	130 mm	Cont. band - 10x5mm / 10x6mm	KN
	150 mm	Cont. band - 8x5mm	KN
BEVELLING			
	150 mm	External SMS - 8x8	B6
	150 mm	Cont. band - 5x10mm - 5x12mm	B6

Resin bond cup wheels

Wheel Sizes		Material	Bond
Diameter (Ø)	Diamond band		
150 mm STRAIGHT LINE & DOUBLE EDGING			
	16 open S. - 15x10mm	Laminated / float	B94
	Internal SMS - 15x10mm	Laminated / float	B94
	Cont. band - 15x10mm	Float	B94
	Cont. band - 15x12mm	Float	B94/MPZ
	Cont. band - 10x5mm	Float	BK
175 mm DOUBLE EDGING			
	16 open S. - 15x10mm	Laminated / float	B94
	Internal SMS - 15x10mm	Laminated / float	B94
	Cont. band - 10x5mm	Float	BK
ARRIS			
	100 mm	Cont. band - 10x5mm	AR BK
	125 mm	Cont. band - 10x5mm	AR BK
	130 mm	Cont. band - 10x5mm	AR BK
	150 mm	Cont. band - 10x5mm	AR BK
	BEVELLING		
	150 mm	Internal SMS - 15x10mm	B94/MPZ
	150 mm	Cont. band - 12x10mm /10x12mm	B94/MPZ



Price list 2016-II GLASS

Application recommendations

Flat glass, straight and double edge grinding machines

Applications

Positions

Glass type	Thickness mm	1	2	3	4....	
100% Float	3 ÷ 10	 Metal Continuos rim	 Metal Continuos rim	 Resin Continuos rim	Polishing	Arris
100% Float	> 10	 Metal Segments 32 seg. 36 seg 30°	 Metal Continuos rim	 Resin Continuos rim	Polishing	Arris
Float Up to 25% Laminated	3 ÷ 19 all	 Metal Segments 32 seg. 36 seg 30°	 Metal Continuos rim with Slots	 Resin Semi segments	Polishing	Arris
Float Up to 50% Laminated	all all	 Metal Segments 32 seg. 36 seg 30°	 Metal Semi segments	 Resin Semi segments	Polishing	Arris
100% Laminated	20 ÷ 100	 Metal Segments Z32	 Metal Segments Z32	 Resin 16 open S.	Polishing	Arris











OPTIONAL

If metal bond is required also in position 3, we recommend same wheel as position 2 but finer grit size

Application recommendations

Bevelling machines

Positions

Bevel height mm	1	2	3	4	5
< 30	 Metal Continuos rim	 Metal Continuos rim	 Resin Continuos rim	 Resin Continuos rim	 Resin Continuos rim
>30	 Metal Semi segments	 Metal Semi segments	 Resin Semi segments	 Resin Semi segments	 Resin Semi segments

Bond recommendations

Straight edging	B6 - BN - B94 - BK
Bevelling	B6 - MPZ - B94

Metal	}	B6	Free cutting
		BN	Long life
		AG5	High performance (High speed - Long life)
		KN	Arris
Resin	}	MPZ	Free cutting
		B94	Long life
		AR	Arris
		BK	Arris - High performance (High speed - Long life)